



Suicide in Nebraska

Peg Prusa-Ogea
Injury Prevention Program
Nebraska Department of Health and
Human Services

5 Leading Causes of Death, Nebraska residents, All Races, Both Sexes, 2002-2006

	Age Groups									
Rank	<1	1-4	5-9	10-14	15-24	25-34	35-44	45-54	55-64	65+
1	Congenital Anomalies 193	Unintentional Injury 58	Unintentional Injury 48	Unintentional Injury 55	Unintentional Injury 532	Unintentional Injury 291	Unintentional Injury 352	Malignant Neoplasms 1,218	Malignant Neoplasms 2,592	Heart Disease 16,357
2	SIDS 108	Congenital Anomalies 15	Malignant Neoplasms 18	Suicide 17	Suicide 154	Suicide 142	Malignant Neoplasms 346	Heart Disease 843	Heart Disease 1,377	Malignant Neoplasms 12,482
3	Short Gestations 71	Homicide 15	Congenital Anomalies 6	Malignant Neoplasms 16	Homicide 66	Malignant Neoplasms 85	Heart Disease 314	Unintentional Injury 416	Chronic Low Respiratory Disease 330	Cerebro-vascular 4,607
4	Maternal Pregnancy Comp. 63	Malignant Neoplasms 14	Chronic Low Respiratory Disease 2	Heart Disease 8	Malignant Neoplasms 53	Heart Disease 78	Suicide 196	Suicide 188	Unintentional Injury 256	Chronic Low Respiratory Disease 4,019
5	Placenta Cord Membranes 54	Three Tied 3	Homicide 2	Congenital Anomalies 6	Heart Disease 28	Homicide 55	Liver Disease 73	Cerebro-vascular 159	Diabetes Mellitus 248	Alzheimer's Disease 2,330

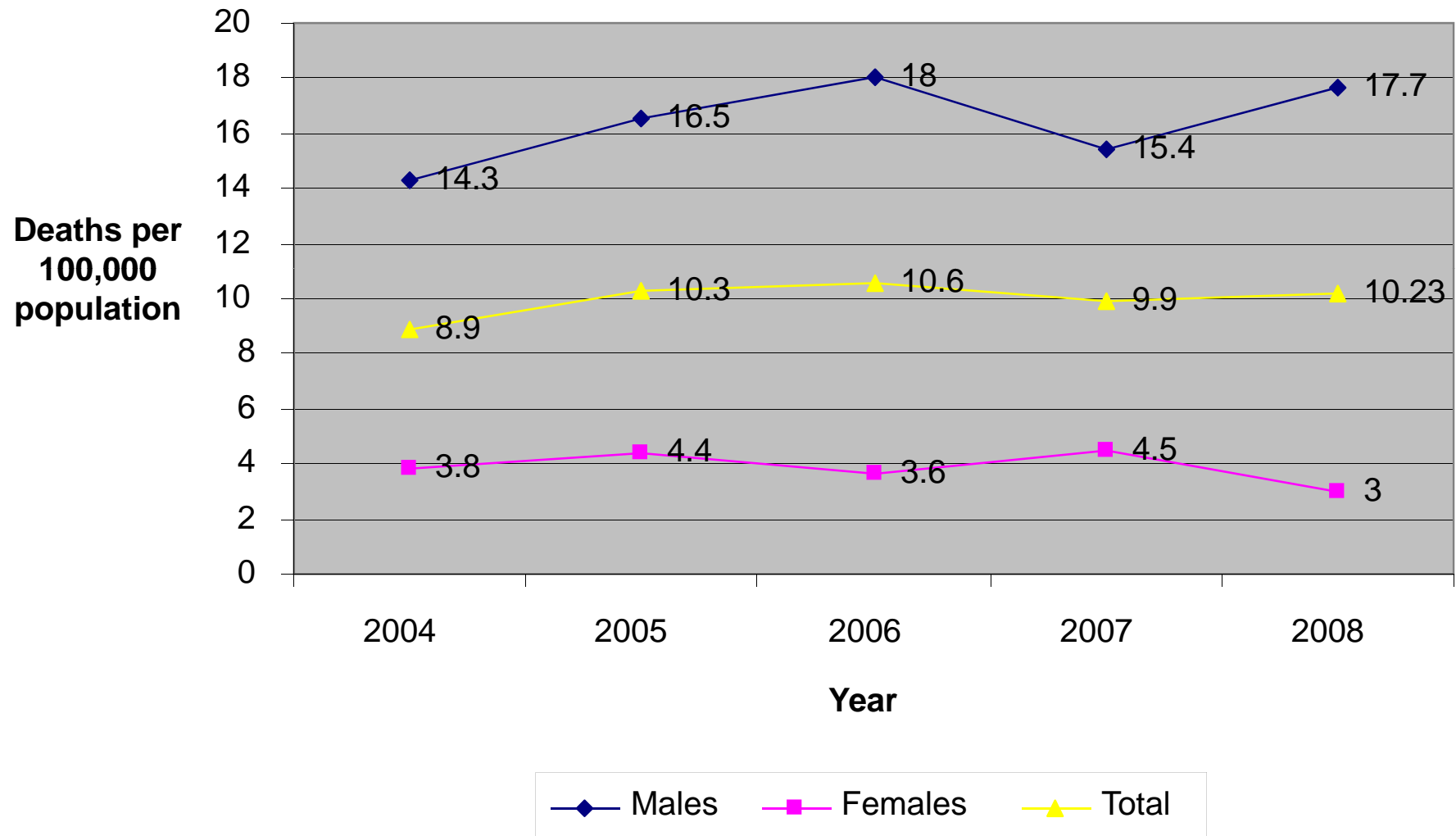
Source: WISQARS™; National Center for Health Statistics (NCHS), National Vital Statistics System

5 Leading Causes of Injury Deaths Nebraska residents, Males, 2002-2006

	Age Groups									
Rank	<1	1-4	5-9	10-14	15-24	25-34	35-44	45-54	55-64	65+
1	Homicide Unspecified 7	Unintentional Drowning 10	Unintentional MV Traffic 12	Unintentional MV Traffic 19	Unintentional MV Traffic 299	Unintentional MV Traffic 122	Suicide Firearm/ Suffocation/ Poisoning 140	Suicide Firearm/ Suffocation/ Poisoning 142	Suicide Firearm/ Suffocation/ Poisoning 79	Unintentional Fall 298
2	Unintentional Suffocation 4	Unintentional MV Traffic 9	Unintentional Other Land Transport 3	Suicide Firearm/ Suffocation 15	Suicide Firearm/ Suffocation/ Poisoning 134	Suicide Firearm/ Suffocation/ Poisoning 108	Unintentional MV Traffic 116	Unintentional MV Traffic 123	Unintentional MV Traffic 77	Unintentional MV Traffic 137
3	Homicide Other spec., Classifiable 3	Unintentional Fire/burn 5	Unintentional Drowning 2	Unintentional Suffocation 5	Homicide Firearm 46	Unintentional Poisoning 16	Unintentional Poisoning 41	Unintentional Poisoning 38	Unintentional Fall 33	Suicide Firearm 101
4	Unintentional drowning 2	Unintentional Natural/ Environment 3	Unintentional Fire/burn 2	Homicide Firearm 2	Unintentional Poisoning 16	Homicide Firearm 34	Unintentional Fall 17	Unintentional Fall 32	Unintentional Poisoning 12	Unintentional Suffocation 95
5	Homicide Firearm 1	Unintentional Pedestrian, Other 3	Adverse Effects 1	Unintentional Drowning 2	Unintentional Drowning 9	Unintentional Drowning 12	Unintentional Suffocation 16	Unintentional Drowning 12	Unintentional Other Land Transport 10	Unintentional Unspecified 80

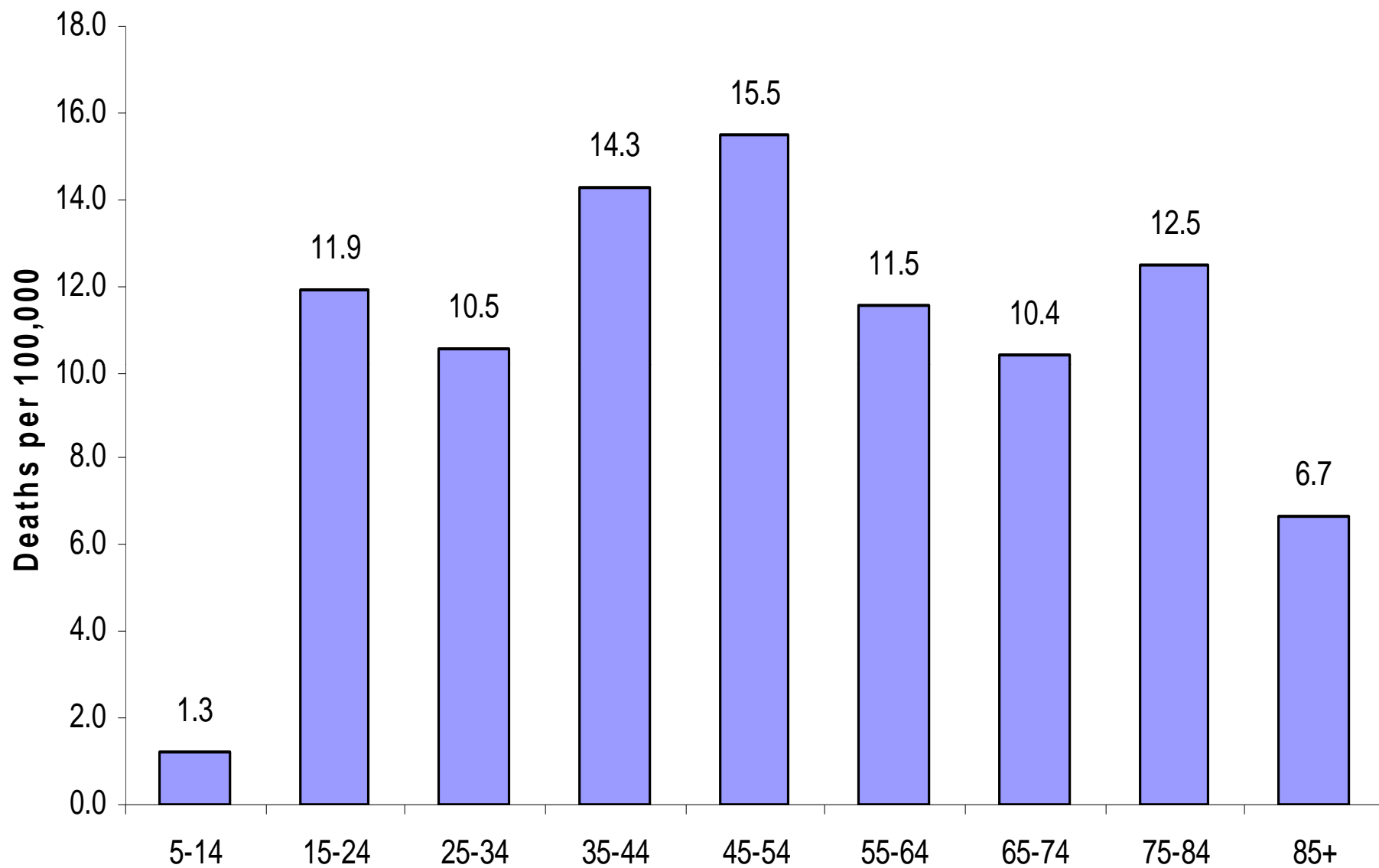
Source: WISQARS™; National Center for Health Statistics (NCHS), National Vital Statistics System

Age-adjusted suicide death rates, Nebraska residents, 2004-2008 (n= 881)



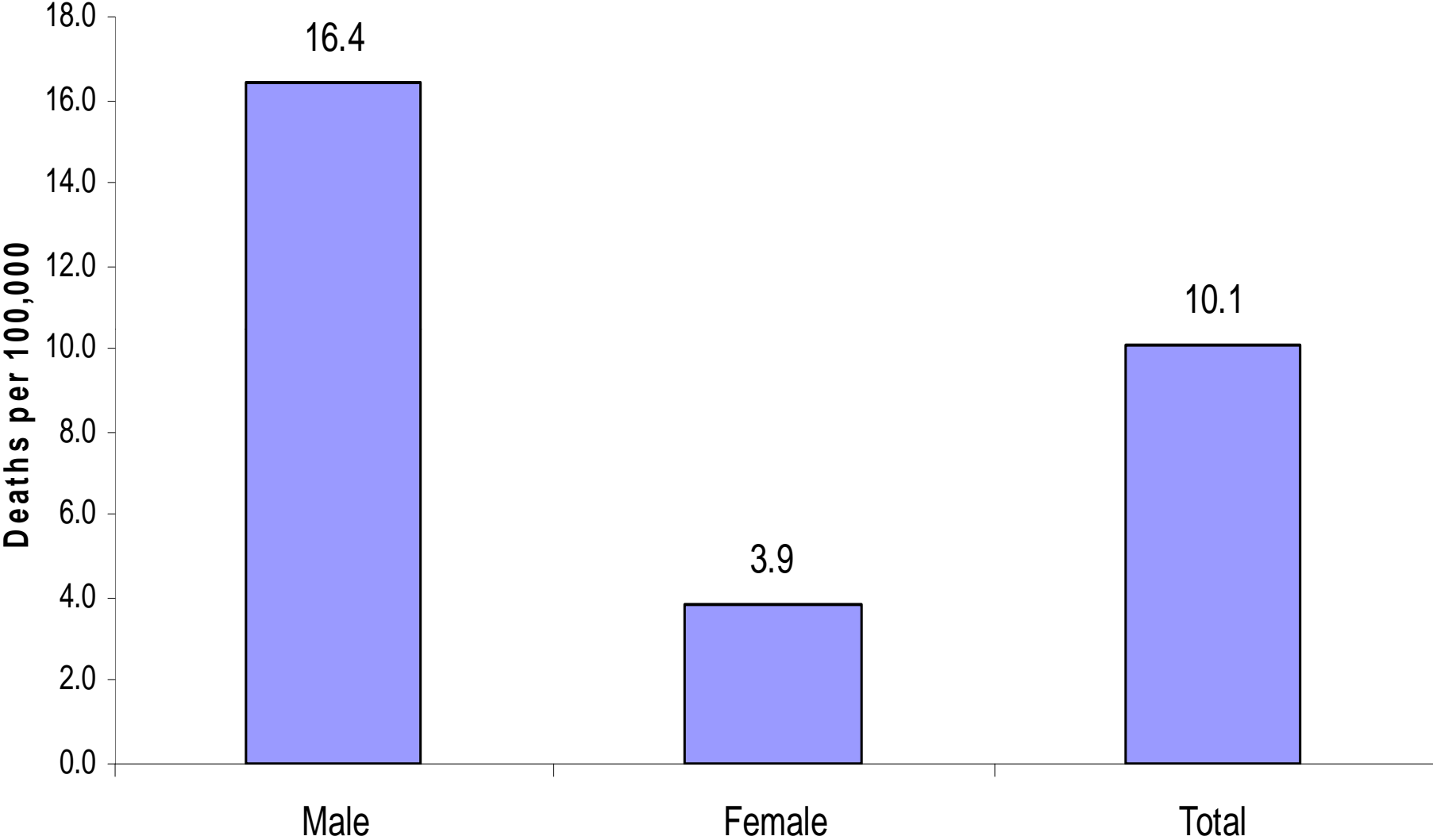
Source: NHHSS Vital Statistics 2004-2008

Suicide rates by age, Nebraska residents, 2004-2008



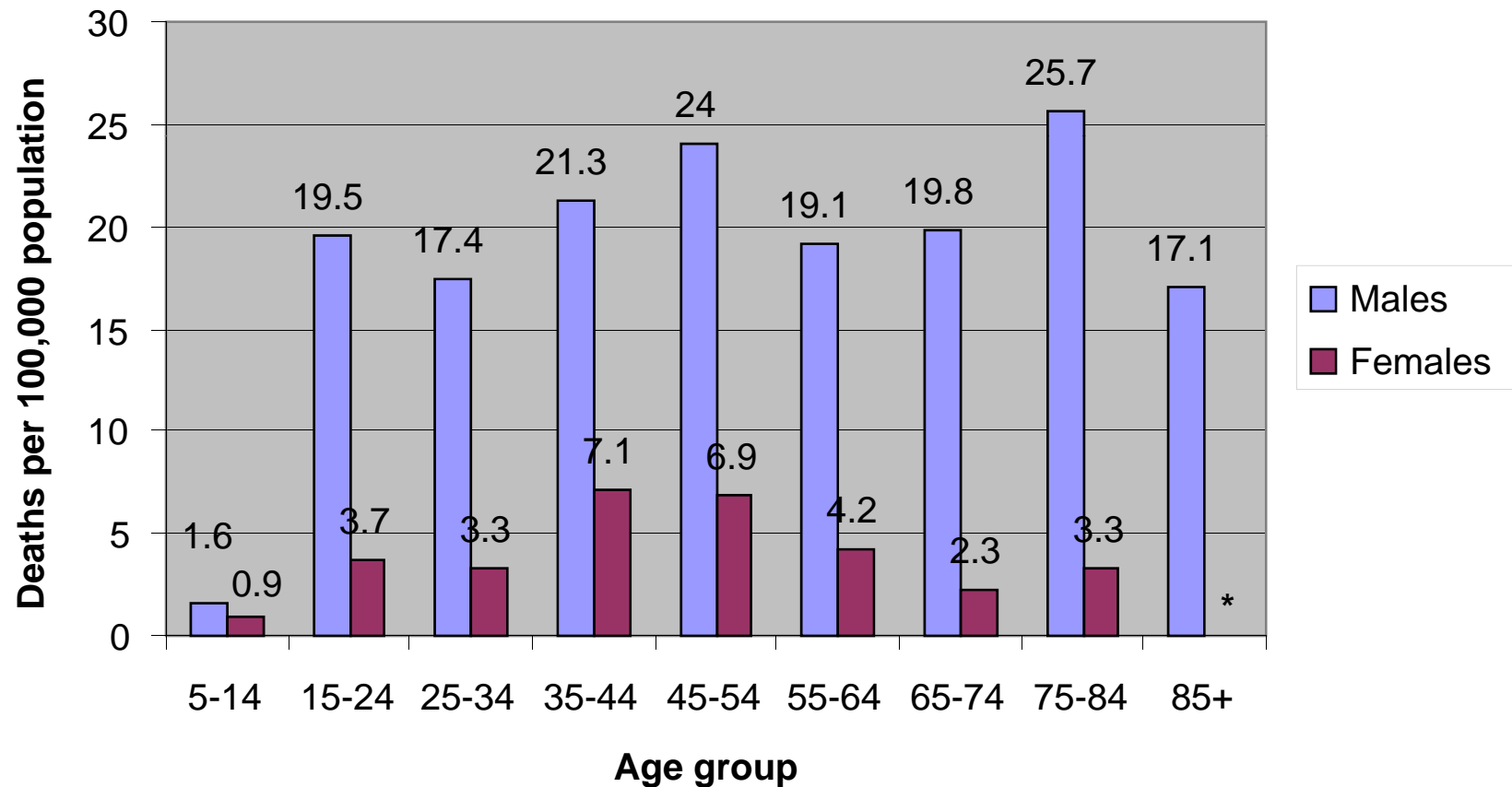
Source: NE Death Certificate Data 2004-2008

Age-adjusted suicide rates by gender, Nebraska residents, 2004-2008



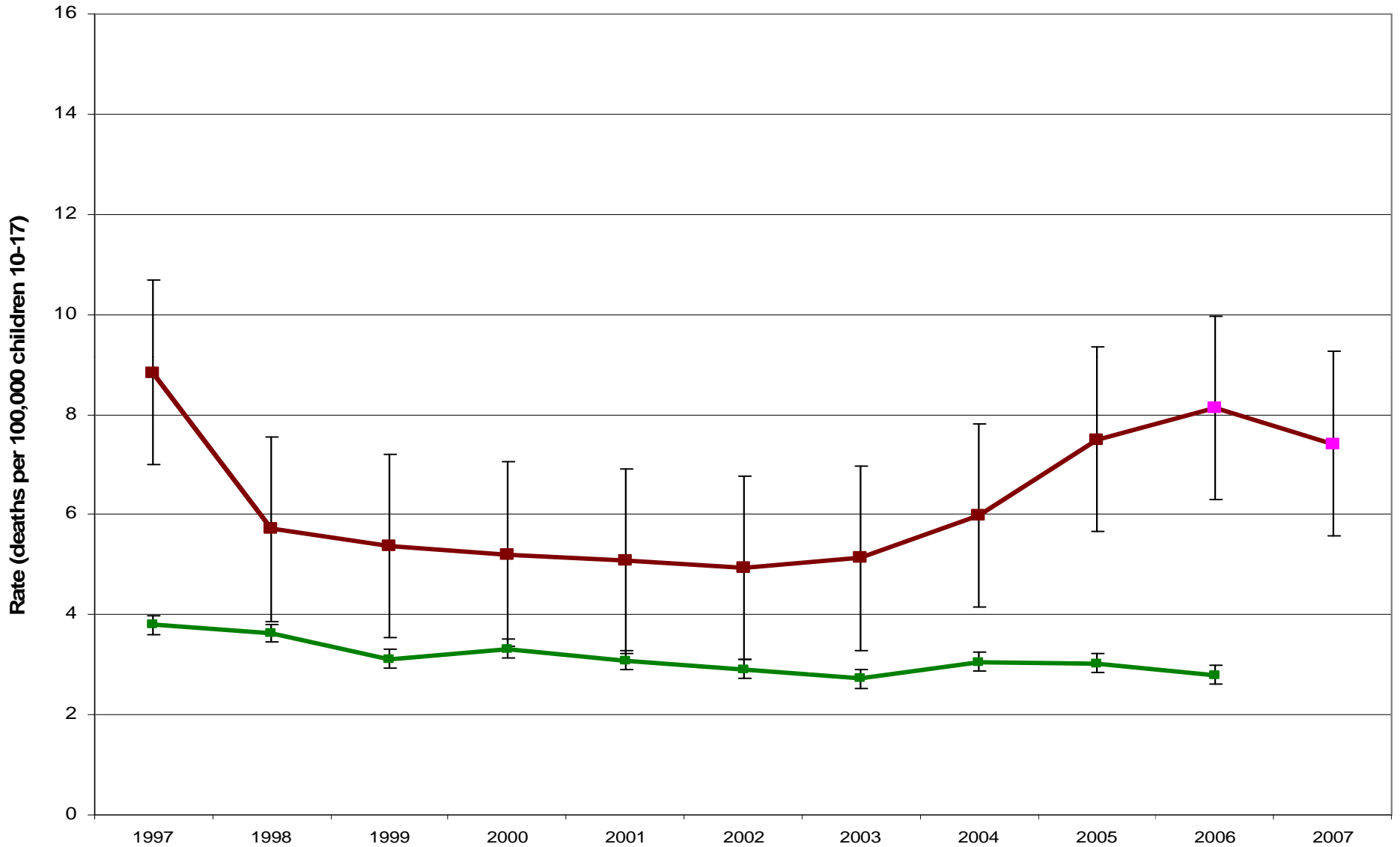
Source: NE Death Certificate Data 2004-2008

Suicide death rates by age and gender, Nebraska residents, 2004-2008 (n=881)



Source: NHHSS Vital Statistics 2004-2008

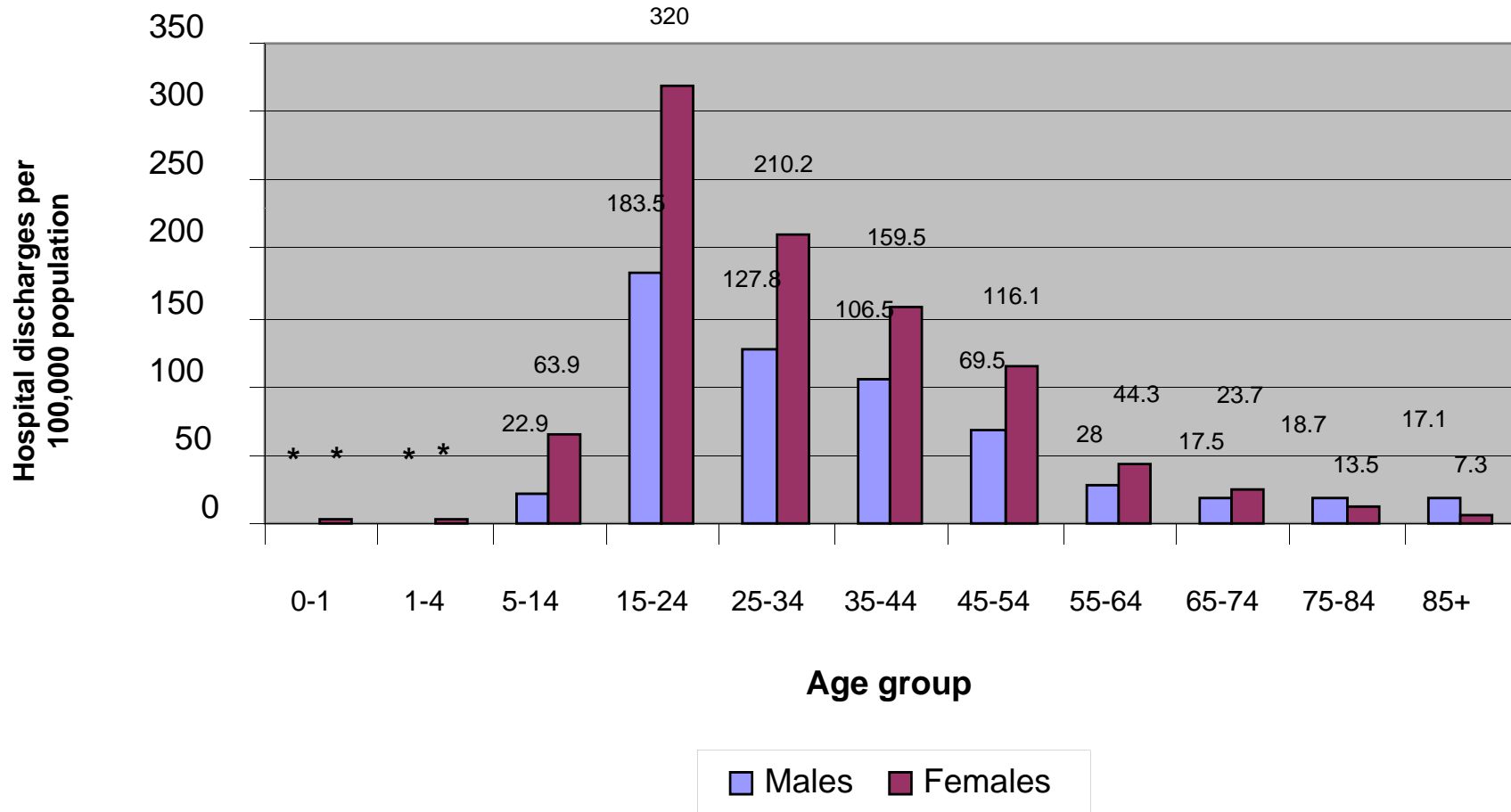
Suicide Rates, Children Ages 10-17 US and Nebraska, 1997-2007



Nebraska rates are three year averages; 2006 & 2007 values are provisional. The 95% confidence intervals around each point are also shown. Nebraska rates are significantly higher than US rates for 1999, and 2002-2005 (confidence intervals do not overlap).

■ Nebraska (3-year averages) ■ US (annual rates)

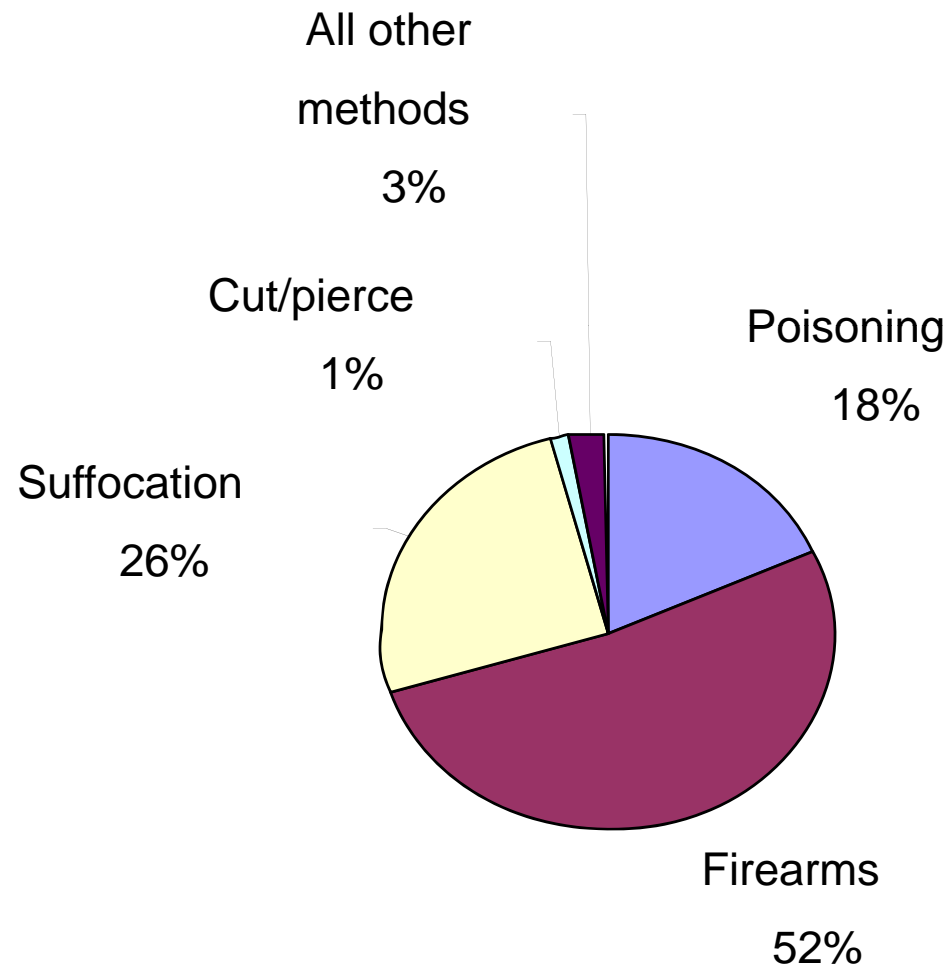
Suicide attempt hospital discharge rates by age and gender, Nebraska residents, 2004-2008 (n=8,974)



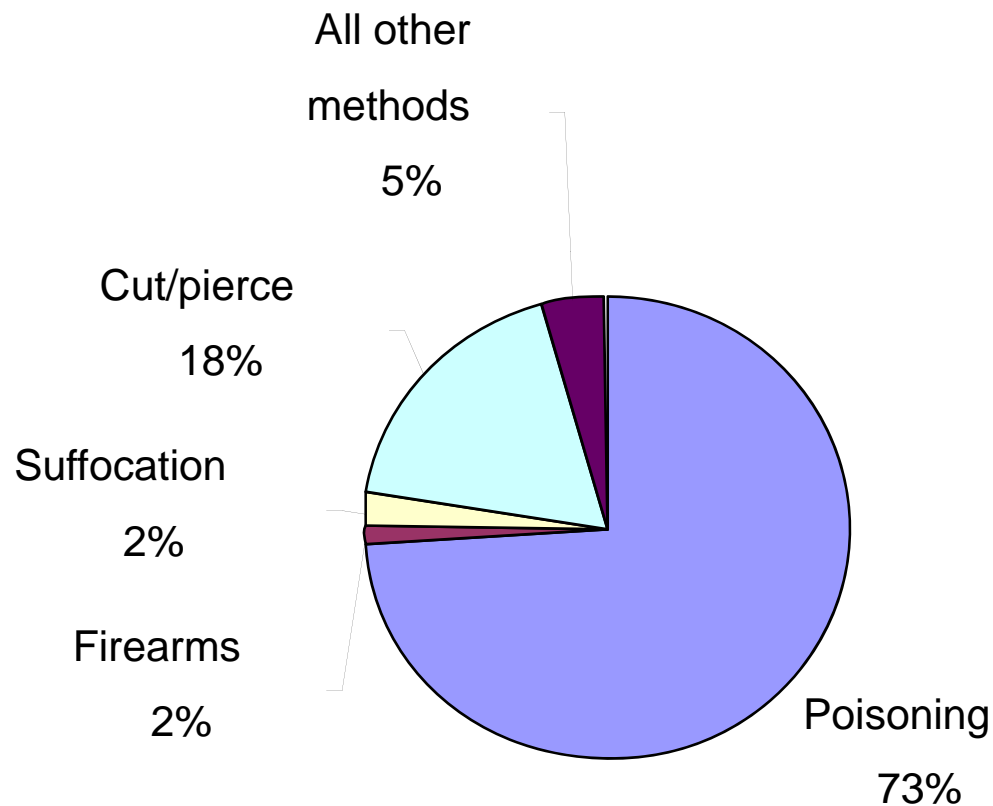
*Fewer than five discharges

Source: NE Hospital Discharge Data 2004-2008

Suicide deaths by method used, Nebraska residents, 2004-2008 (n=881)

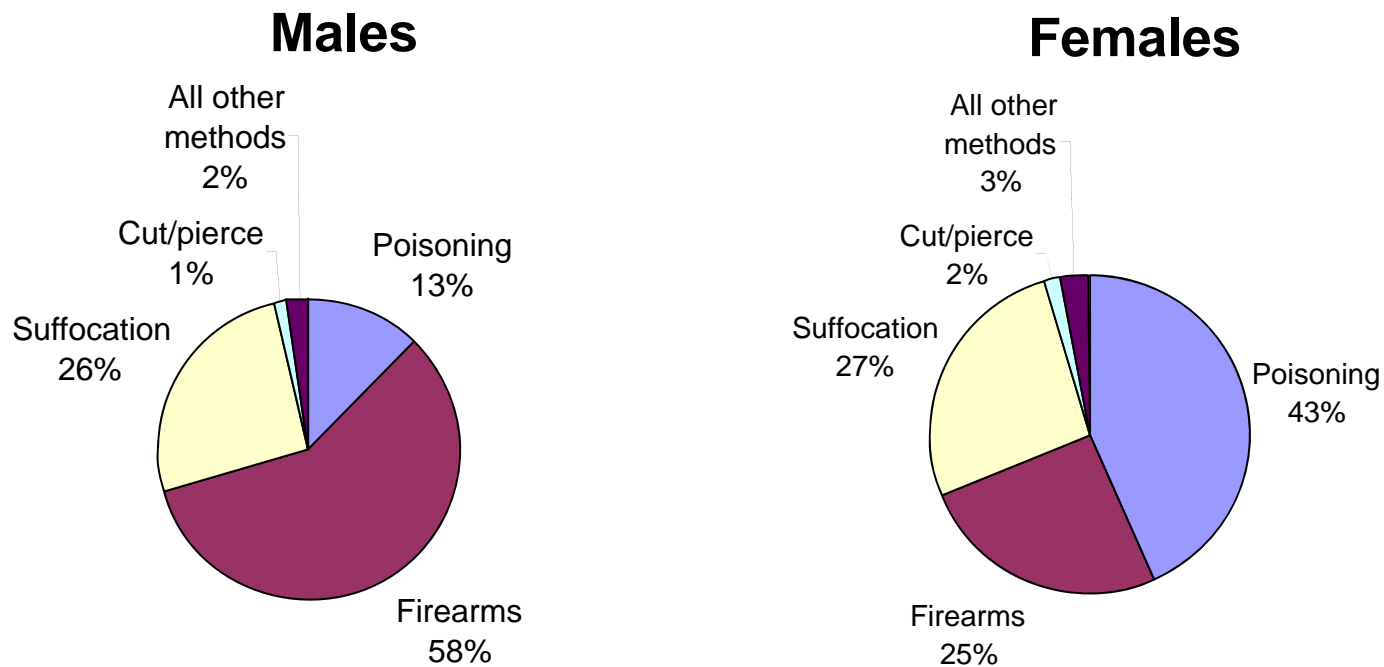


Suicide attempt hospital discharges by method used, Nebraska residents, 2004-2008 (n=8,974)



Source: NE Hospital Discharge Data 2004-2008

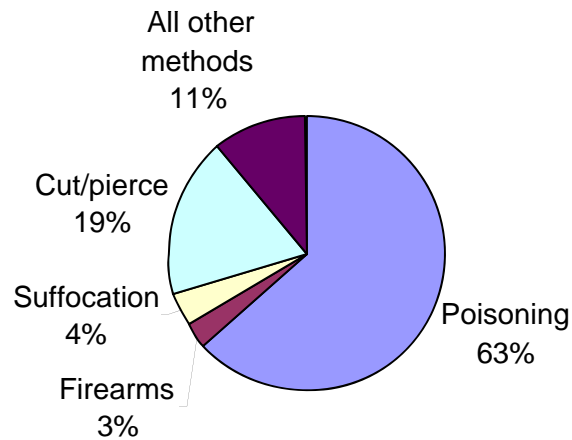
Suicide deaths by method used and gender, Nebraska residents, 2004-2008 (n=881)



Source: NHHSS Vital Statistics 2004-2008

Suicide attempt hospital discharges by method used and gender, Nebraska residents, 2004-2008 (n= 8,974)

Males



Females

